


SPOT THE DIFFERENCE













1. Look for differences in the drawing on the right.
2. Color the ones that don't match.











Now go draw doodles of your own on another sheet of paper!













PICTURE SUDUKO

1. Every row and column must have one picture of each image.
Draw a picture of each of the four images in the grid.
2. Color the drawings.

• These drawings are pictograms - simplified pictures that symbolize a more complicated images.