


FORTUNE TELLER

Create a fortune telling game to play with friends.

Write fortunes encouragement like "You will be loved for who you are!" in the blank triangular shapes below.



How to Play

1. Have a friend choose a color. Spell the word outloud, opening and closing the fortune teller with each letter.
2. Hold open on last letter. Have a friend choose a number. Count the number outloud, opening and closing it with each number.
3. Have a friend choose another number. Open the fortune teller and read the corresponding fortune.



Up & Down



Side to Side



Open Fortune




Instructions



1. Fold each side in half from opposite corners as shown.



2. Turn over with the back facing up. Fold each corner to the center.



3. Turn over again. Fold each corner to the center.




4. Turn over with the colors facing up.



5. Bend the fortune teller in half back and forth.

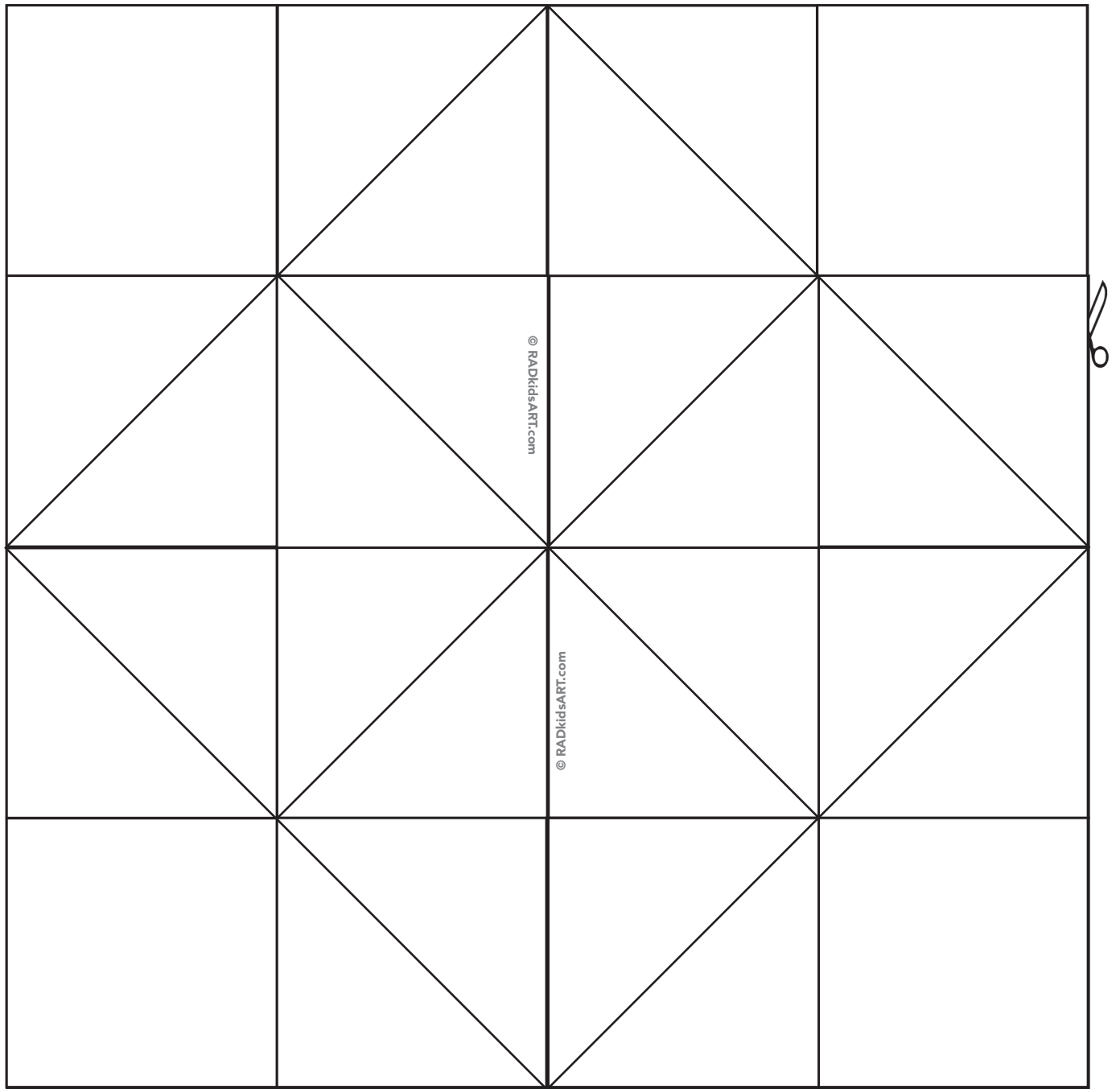


6. Insert fingers into each section to pop open.



Fortune tellers are also called cootie catchers, whirlybirds and chatterboxes. The 1928 book *Fun with Paper Folding* by Murray and Rigney introduced them to the US, calling them a salt cellar.

Template



Template

1 RED You will compare visual similarities and differences in everything you see.	2 You will observe lines, shapes and textures in your every day world.	3 You will appreciate more the things you thought you already knew.
4 YELLOW You will discover a world of imagination.	5 You will observe the varied colors in each object, and how light can change its appearance.	6 BLUE You will communicate with a new visual and verbal language.
7 GREEN You will find new ways to solve creative problems.	8 You will discover new ways of creating things by making mistakes.	9 You will observe the varied colors in each object, and how light can change its appearance.